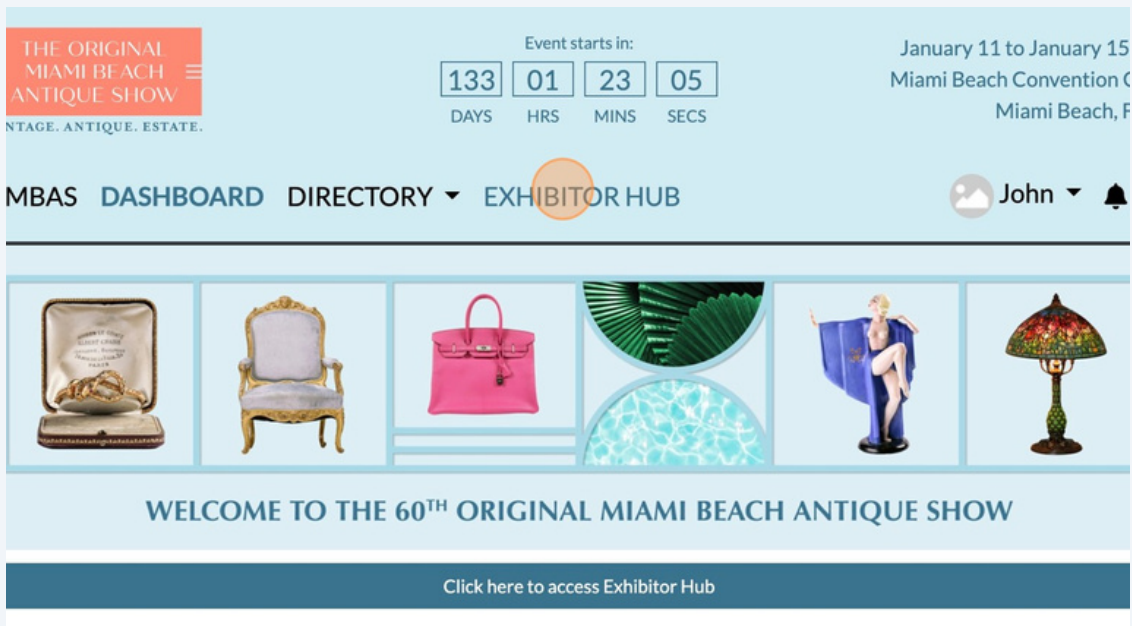


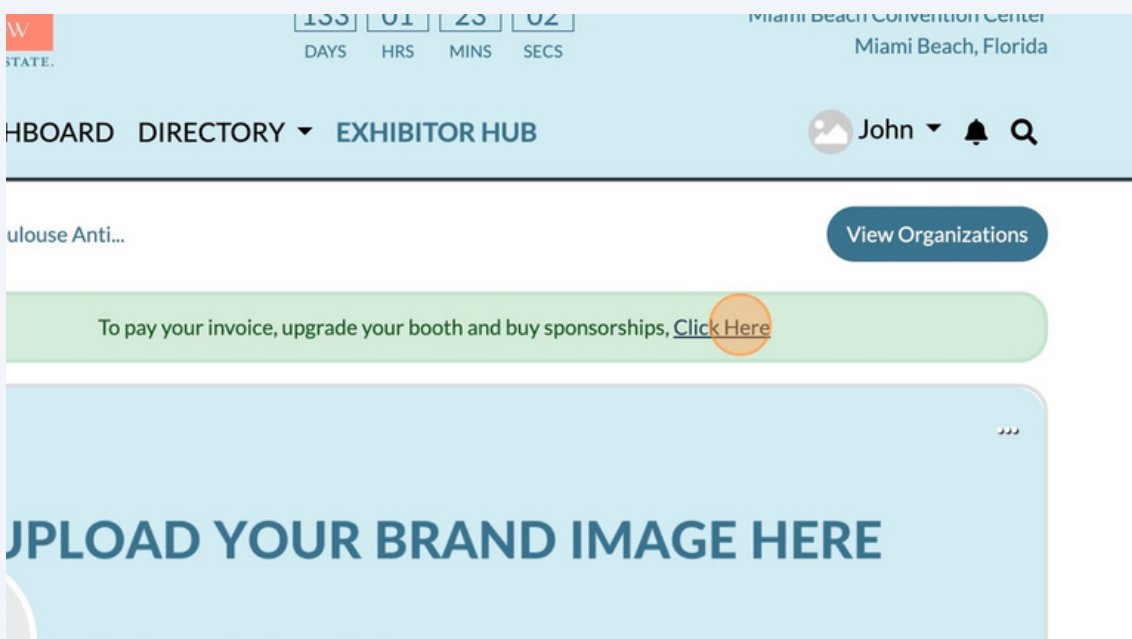
How to Order Light Tracks For OMBAS 2024

1 Log Into Your Exhibitor Console at <https://ombas2024.smallworldlabs.com/>

2 Click "EXHIBITOR HUB"



3 Click Into the Green Bar at the Top of The Page to Add Show Enhancements



4

Scroll Down and Click "Exhibitor Show Enhancements"

Opportunities

Upgrade Your Digital Promotion Package

Upgrade of advertising plans with cost savings!

Management

Account

View and see up to date details on your booth and







Exhibitor Show Enhancements 

Click here to order your light tracks for the Original Miami Beach Antique Show.

5

Select the Light Track You Want to Purchase (You can add additional tracks and bulbs in the next step)

Search:  Sort By:

Lighting	Lighting	Lighting
Upgraded WHITE LED Lighting - Advanced Rate  \$525.00	Standard YELLOW LED Lighting - Advanced Rate  \$435.00	Additional Light Bulbs 


6

Click "Purchase"

• 6000 Kelvin Temp (white)
• 80-degree lens angle

***To complete your order, you MUST submit your light track placement to show management. Please download the diagram at <https://originalmiamibeachantiqueshow.com/wp-content/uploads/2022/08/Diagram.pdf>.

If you're having issues with the link, you can also download it from the OMBAS exhibitor resource center (<https://originalmiamibeachantiqueshow.com/exhibitors/exhibitor-resources/>) or please feel free to email show management for a diagram (Operations@USAntiqueShows.com).***



[Purchase](#) [Close](#)

LED

bulbs - Advanced Rate

\$65.00

Reset

7

Use these dropdown options to specify how many tracks, bulbs, and colors of tracks you would like to purchase.

Choose a contact or add a new contact using the drop down menu.

Sponsorship Contact* [Vi](#)

Sponsorships
Please select the sponsorship items you want to buy

— Lighting (3)

Upgraded WHITE LED Lighting - Advanced Rate: [\$525.00] [Details](#)

Standard YELLOW LED Lighting - Advanced Rate: [\$435.00] [Details](#)

Additional Light Bulbs - Advanced Rate: ***YOU CAN ONLY PURCHASE ADDITIONAL LIGHT BULBS IF YOU PREVIOUSLY PURCHASED THE STANDARD OR LED LIGHT TRACK*** ONLY ONE ADDITIONAL BULB PER TRACK. Be Standard light tracks come with 3 light bulbs per track. [\$65.00] [Details](#)

8 Complete the form and payment information then be sure to Click "CLICK HERE" in the terms and conditions box, before agreeing to the conditions.

TERMS AND CONDITIONS

You must first **CLICK HERE** to review the terms and conditions before checking the box. By checking this box I certify that I have reviewed and agree to the terms and conditions.

We understand and agree that this application for Sponsorship becomes a binding contract when accepted in writing by Emerald, the show organizer, and we hereby agree that the attached Terms and Conditions are enforceable and are incorporated into and control this Sponsorship Contract, once it is accepted by Emerald. We further agree that any terms and conditions associated with any purchase order we may submit in order to process payment for this Sponsorship Contract are of no force or effect, regardless of the express language of the purchase order we submit.

Installments paid by credit card include a 2.5% fee. If Customer makes any payment in addition to the above installments, the 2.5% fee will apply to that payment. Except where prohibited by law, Customer agrees to pay the fee with any credit card payment and Emerald X, LLC reserves the right to collect the fee either with such installment or other payment, by automatically charging your card on file if not collected with the installment or other payment made by card, or by separate invoice. See Virtual Agreement for additional terms.

Prices are subject to change without notice and are not guaranteed until a contract has

9 Click Submit

Submit

Reset

10 Click Submit and Submit Your Light Track Diagram to Show Management

THE ORIGINAL MIAMI BEACH ANTIQUE SHOW

JANUARY 11-15, 2024
MIAMI BEACH CONVENTION CENTER

LIGHT TRACK DIAGRAM

Please submit this form to: Operations@USAntiqueShows.com

Company: _____ Booth #: _____

INSTRUCTIONS: Using the diagram below, please draw where you would like your light tracks to be placed by our electricians.

Our electricians will not install your light tracks without this submitted diagram. Every exhibitor who has placed a light track order with Show Management MUST submit a completed light track diagram indicating where you would like your light tracks to be installed.

Side | 10 Feet

Side | 10 Feet

Front (Able Side) | 15 Feet

If you have not yet ordered & paid for light tracks through your exhibitor console, please do so prior to submitting this diagram.

Download the diagram here:

<https://originalmiamibeachantiqueshow.com/wp-content/uploads/2023/09/OMBAS-Light-Diagram.pdf>

or use the diagram on the following page

Submit Diagram to

Operations@USAntiqueShows.com

To complete your order, you must fill out and submit the diagram to specify your light track placement.

- Please don't forget to clearly note your company name and booth number on the form.
- If you have purchased additional bulbs, or both upgraded and standard lighting, please specify the placement of those different products in your diagram as well.
- Remember: Standard Light Tracks are 6ft, and Upgraded LED Tracks are 4ft.

If you prefer to submit a custom diagram, please be sure to include your company name and booth number.

LIGHT TRACK DIAGRAM


Please submit this form to: Operations@USAntiqueShows.com

Company: _____ **Booth #:** _____

INSTRUCTIONS: Using the diagram below, please draw where you would like your light tracks to be placed by our electricians.

Our electricians will not install your light tracks without this submitted diagram. Every exhibitor who has placed a light track order with Show Management MUST submit a completed light track diagram indicating where you would like your light tracks to be installed.

Side | 10 feet



Side | 10 Feet

Front (Aisle Side) | 15 Feet

If you have not yet ordered & paid for light tracks through your exhibitor console, please do so prior to submitting this diagram.