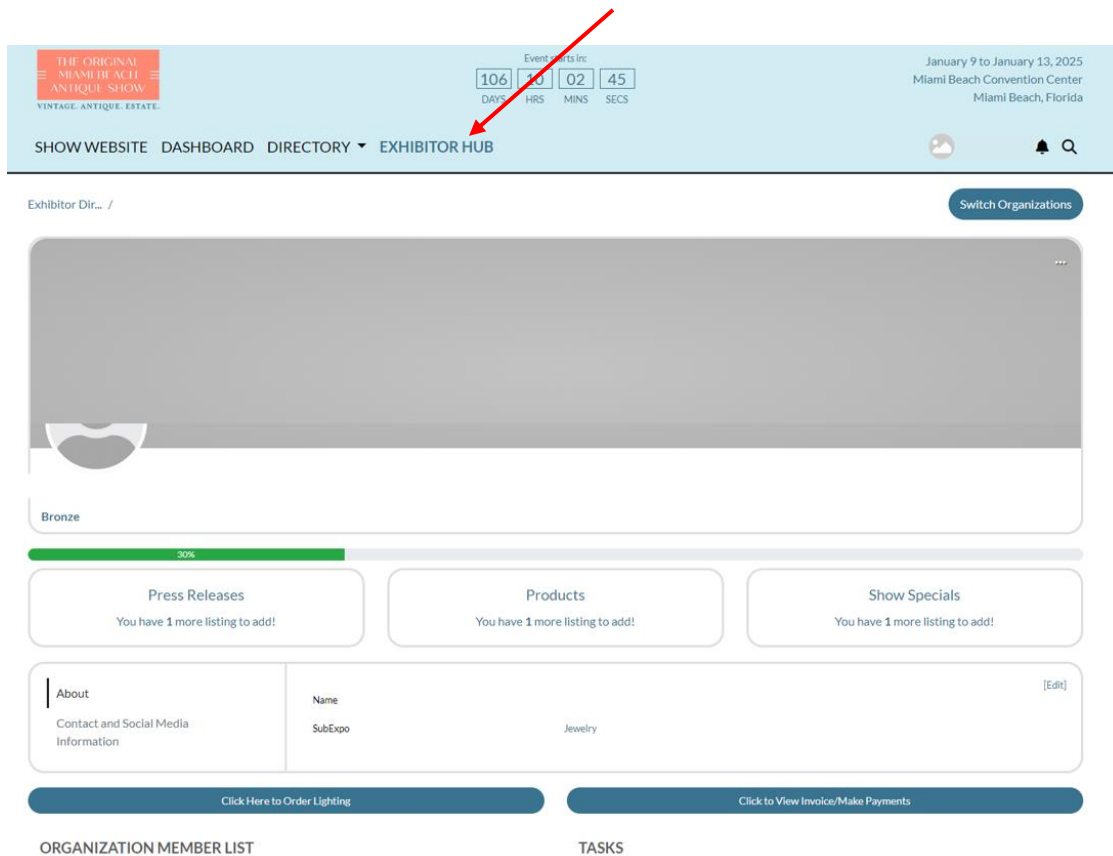


How to Order Light Tracks for OMBAS

1. Log Into Your Exhibitor Console at <https://ombas2025.smallworldlabs.com>
2. Click “EXHIBITOR HUB”



The screenshot shows the Exhibitor Hub interface for 'THE ORIGINAL MIAMI BEACH ANTIQUE SHOW'. The top navigation bar includes 'SHOW WEBSITE', 'DASHBOARD', 'DIRECTORY', and 'EXHIBITOR HUB' (highlighted with a red arrow). A countdown timer shows 106 days, 10 hours, 02 minutes, and 45 seconds remaining. The event dates are January 9 to January 13, 2025, at the Miami Beach Convention Center. The main content area shows a 'Bronze' membership level with a 30% progress bar. Below this are three cards for 'Press Releases', 'Products', and 'Show Specials', each with a 'You have 1 more listing to add!' message. At the bottom, there are buttons for 'Click Here to Order Lighting' and 'Click to View Invoice/Make Payments', along with links for 'ORGANIZATION MEMBER LIST' and 'TASKS'.

3. Click the Blue Bar “Click Here to Order Lighting”

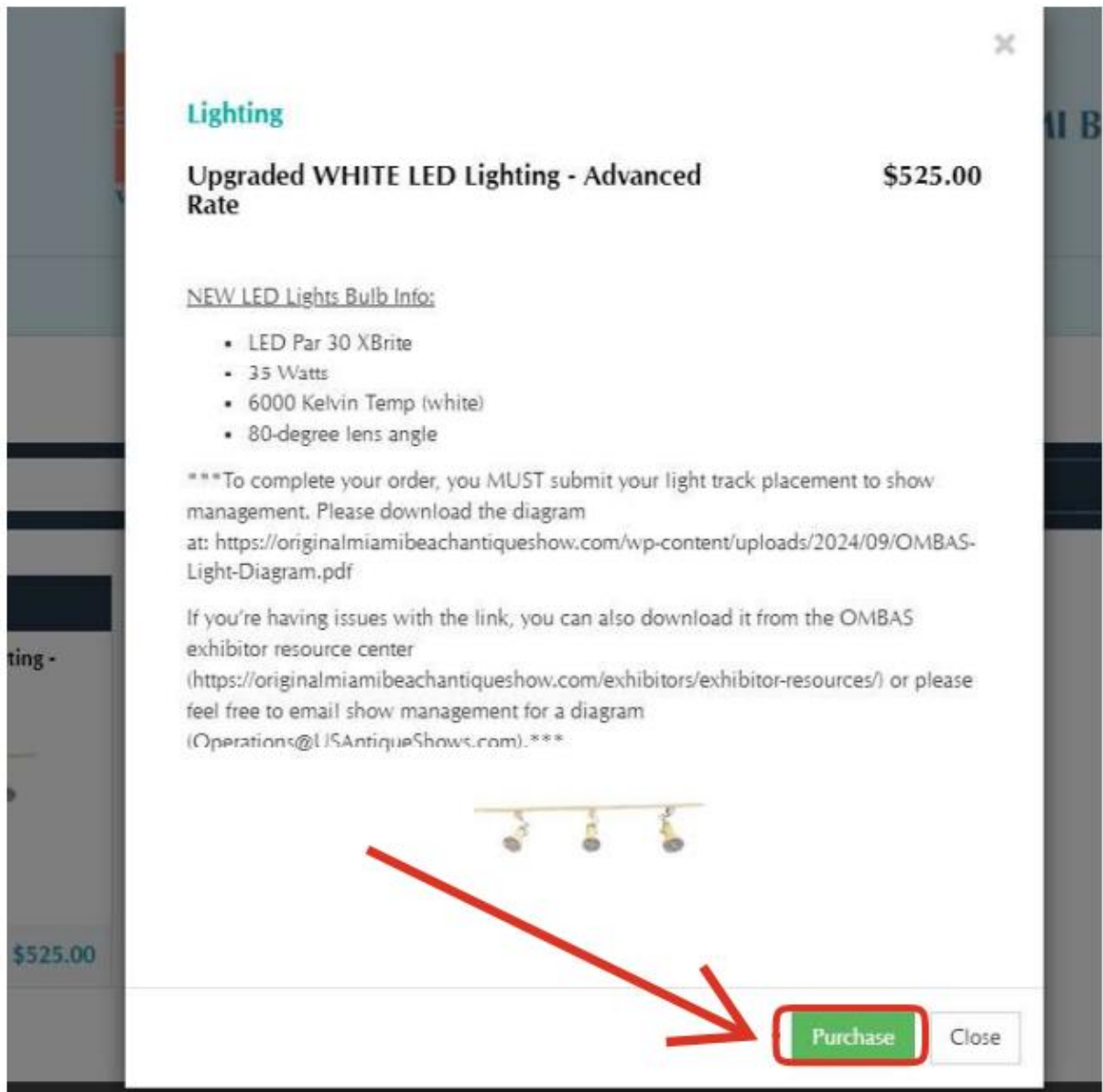
The screenshot shows the exhibitor dashboard for 'THE ORIGINAL MIAMI BEACH ANTIQUE SHOW'. At the top, there is a header with the event name, a countdown timer for 'Event starts in: 106 DAYS, 10 HRS, 02 MINS, 45 SECS', and the event dates 'January 9 to January 13, 2025' at the 'Miami Beach Convention Center, Miami Beach, Florida'. Navigation links include 'SHOW WEBSITE', 'DASHBOARD', 'DIRECTORY', and 'EXHIBITOR HUB'. A 'Switch Organizations' button is in the top right. The main content area shows a profile for 'Bronze' with a 50% progress bar. Below this are three boxes: 'Press Releases' (1 more listing to add), 'Products' (1 more listing to add), and 'Show Specials' (1 more listing to add). A table below contains 'About' information and a list of items with columns for Name, SubExpo, and Jewelry. At the bottom, there are two blue buttons: 'Click Here to Order Lighting' (highlighted with a red arrow) and 'Click to View Invoice/Make Payments'. Below the buttons are sections for 'ORGANIZATION MEMBER LIST' and 'TASKS'.

4. Select the Light Track You Want to Purchase (Note: You can also purchase additional tracks and bulbs on the next step)

The screenshot shows a product selection interface. At the top, there is a search bar, a 'Sort By' dropdown set to 'Type: A to Z', a 'Sponsorship Type' dropdown, and a 'Reset' button. Below this are three product cards, each with a 'Lighting' category header and a price tag at the bottom:

- Upgraded WHITE LED Lighting - Advanced Rate**: \$525.00. Image shows a track with three white LED lights.
- Standard YELLOW LED Lighting - Advanced Rate**: \$435.00. Image shows a track with three yellow LED lights.
- Additional Light Bulbs - Advanced Rate**: \$65.00. Image shows two different types of light bulbs.

5. Click Purchase



The screenshot shows a product listing for 'Upgraded WHITE LED Lighting - Advanced Rate' priced at \$525.00. Below the title, there is a section titled 'NEW LED Lights Bulb Info:' with a bulleted list of specifications: LED Par 30 XBrite, 35 Watts, 6000 Kelvin Temp (white), and 80-degree lens angle. A paragraph of text explains that to complete the order, the customer must submit a light track placement diagram to show management, providing a URL to download the diagram. It also offers an alternative way to get the diagram via email. Below the text is a small image of a light track with three bulbs. At the bottom right, there is a green 'Purchase' button and a 'Close' button. A red arrow points to the 'Purchase' button.

Lighting


Upgraded WHITE LED Lighting - Advanced Rate **\$525.00**

NEW LED Lights Bulb Info:

- LED Par 30 XBrite
- 35 Watts
- 6000 Kelvin Temp (white)
- 80-degree lens angle

***To complete your order, you MUST submit your light track placement to show management. Please download the diagram at: <https://originalmiamibeachantiqueshow.com/wp-content/uploads/2024/09/OMBAS-Light-Diagram.pdf>

If you're having issues with the link, you can also download it from the OMBAS exhibitor resource center (<https://originalmiamibeachantiqueshow.com/exhibitors/exhibitor-resources/>) or please feel free to email show management for a diagram (Operations@LISAntiqueShows.com).***



\$525.00

Purchase Close

6. Use these “dropdown options” to specify how many tracks, bulbs and colors of tracks you would like to purchase.

Sponsorships
Please select the sponsorship items you want to buy:

Lighting (3)

- 1 Upgraded WHITE LED Lighting - Advanced Rate: [\$525.00] Details
- 0 Standard YELLOW LED Lighting - Advanced Rate: [\$435.00] Details
- 0 Additional Light Bulbs - Advanced Rate: ***YOU CAN ONLY PURCHASE ADDITIONAL LIGHT BULBS IF YOU'VE PREVIOUSLY PURCHASED THE STANDARD OR LED LIGHT TRACK*** ONLY ONE ADDITIONAL BULB PER TRACK. Both LED and Standard light tracks come with 3 light bulbs per track. [\$65.00] Details

- Complete the form and payment information then be sure to Click “Click Here” in the terms and conditions box before agreeing to the conditions.

TERMS AND CONDITIONS

STEP 1 →

You must first [CLICK HERE](#) to review the terms and conditions before checking the box. By checking this box I certify that I have reviewed and agree to the terms and conditions.

STEP 2 →

We understand and agree that this application for Sponsorship becomes a binding contract when accepted in writing by Emerald, the show organizer, and we hereby agree that the attached Terms and Conditions are enforceable and are incorporated into and control this Sponsorship Contract, once it is accepted by Emerald. We further agree that any terms and conditions associated with any purchase order we may submit in order to process payment for this Sponsorship Contract are of no force or effect, regardless of the express language of the purchase order we submit.

Installments paid by credit card include a 3% fee. If Customer makes any payment in addition to the above installments, the 3% fee will apply to that payment. Except where prohibited by law, Customer agrees to pay the fee with any credit card payment and Emerald X, LLC reserves the right to collect the fee either with such installment or other payment, by automatically charging your card on file if not collected with the installment or other payment made by card, or by separate invoice. See Virtual Agreement for additional terms.

Prices are subject to change without notice and are not guaranteed until a contract has been signed.

- The Click “Submit”

Submit Reset

- Click Submit and Submit Your Light Track Diagram to Show Management


LIGHT TRACK DIAGRAM

Please submit this form to: Operations@USAntiqueShows.com

Company: _____ Booth #: _____

INSTRUCTIONS: Using the diagram below, please draw where you would like your light tracks to be placed by our electricians.

Our electricians will not install your light tracks without this submitted diagram. Every exhibitor who has placed a light track order with Show Management MUST submit a completed light track diagram indicating where you would like your light tracks to be installed.



OMBAS Light Diagram Download:

<https://originalmiamibeachantiqueshow.com/wp-content/uploads/2024/09/OMBAS-Light-Diagram-1.pdf> or use the diagram on the following page

Submit Diagram to Operations@USAntiqueShows.com

To complete your order, you must fill out and submit the diagram to specify your light track placement.

- Please don't forget to clearly note your company name and booth number on the form.
- If you have purchased additional bulbs, or both upgraded and standard lighting, please specify the placement of those different products in your diagram as well.
- Remember: Standard Light Tracks are 6ft, and Upgraded LED Tracks are 4ft.

If you prefer to submit a custom diagram, please be sure to include your company name and booth number.



JANUARY 9-13, 2025
MIAMI BEACH CONVENTION CENTER


LIGHT TRACK DIAGRAM

Please submit this form to: Operations@USAntiqueShows.com

Company: _____ Booth #: _____

INSTRUCTIONS: Using the diagram below, please draw where you would like your light tracks to be placed by our electricians.

Our electricians will not install your light tracks without this submitted diagram. Every exhibitor who has placed a light track order with Show Management **MUST** submit a completed light track diagram indicating where you would like your light tracks to be installed.



If you have not yet ordered & paid for light tracks through your exhibitor console, please do so prior to submitting this diagram.